

ECHOPANEL® COLLECTION



CONTENTS

ECHOPANEL® COLLECTION 01

 ENVIRONMENTAL STORY 02

 COLOUR STORY..... 05

 COLOUR PALETTE 06

 SPECIFICATIONS & PERFORMANCE 07

PRECISION CUT DESIGNS..... 08

 ECHOPANEL® ORB 10

 ECHOPANEL® CURRENT 11

 ECHOPANEL® MOSAIC..... 12

 ECHOPANEL® PARQUET 13

 ECHOPANEL® ISLE 14

 ECHOPANEL® ALIGN 15

 ECHOPANEL® OHM 16

 ECHOPANEL® PALACE..... 17

 ECHOPANEL® EMPIRE..... 18

 ECHOPANEL® LATITUDE..... 19

 ECHOPANEL® LONGITUDE 20

 ECHOPANEL® MERIDIAN 21

PRODUCT PORTFOLIO 22

 ECHOPANEL® ARRAY 24

 ION DUET 26

 PENDENTS & SCREENS 28

 BALANCE ACOUSTIC TILES 29

 ECHOPANEL® ADAPT 30

PRINT DESIGNS..... 31



Cover image: EchoPanel® EchoPanel® **ORB** in colour 495 & on arch,
EchoPanel® **12mm** in colour 454
This page: EchoPanel® **12mm** in colour 660

Disclaimer Due different screen configurations, images may not represent the true colour.
Always confirm your colour choice with your Woven Image Representative.

We recommend you request a sample prior to ordering.

Invented and launched by Woven Image in 2004, EchoPanel® is the original decorative interior panelling solution, with acoustic qualities and eco-innovation at its core.

EchoPanel® reduces and controls reverberated noise in shared environments, making it ideal for use in a variety of commercial interior spaces including workplace, education and hospitality environments.

It is a streamlined product with a fabric-like finish, designed with dematerialisation in mind. Once it has been installed, there is no need to upholster, paint or protect it.

Pioneering the war against single-use plastic, EchoPanel® production uses post-consumer recycled PET bottles to create a superior upcycled product with a vast array of interior applications.

EXTENSIVE PRODUCT RANGE

EchoPanel® offers an extensive colour palette that is tailored over time to match design trends. The solid colour remains consistent throughout the thickness of the panel, so you can cut, create and install without the need for edging or capping.

EchoPanel® also boasts an extensive range of inspiring prints and precision cut designs, making it the go-to brand for creative Architects and Interior Designers.

Offered in 2 panel thicknesses; 12mm and 24mm. Panel sizes are 2800mm x 1200mm¹ and precision cut panels are 2750mm x 1100mm, except for Align which is 2750mm x 1180mm¹, allowing for a seamless floor-to-ceiling application.

APPLICATIONS

EchoPanel® is durable, lightweight, and easy to cut and install, making it ideal for a multitude of wall, ceiling and free-standing interior applications. Frequent installations include:

- Wall panelling: direct fix installation or create an air gap for greater acoustic performance.

- Feature wall tiling².
- Ceiling applications: direct fix, suspended systems or baffles.
- Workstations: due to its pinnable nature, it is ideal for single or double-sided division on a workstation.
- Free-standing partitioning systems²: ideal in the 24mm thickness.
- Hanging pendants²: for dividing a space with privacy and acoustic control.

The Woven Image inhouse Design and Commercial Services teams offer Architects and Designers endless possibilities when it comes to creating a bespoke designer look. Providing expert advice on ceiling installations, custom printing and custom precision cutting projects, as well as supplying complex design CAD drawings and technical plans.

ACOUSTIC CONTROL

Controlling reverberated noise is a crucial factor in creating comfortable and productive environments, be it a professional workplace, learning environment, social setting or other public spaces.

EchoPanel® is optimised for acoustic performance and has been independently tested, in accordance with AS ISO 354: 2006 (R2016). Sound performance indices have been calculated in accordance with AS ISO 11654: 2002 (2016), with NRC and SAA defined by ASTM C423 - 17.

DESIGNED FOR COMMERCIAL INTERIORS

EchoPanel® has undergone many forms of industry testing and complies with some of the world’s highest mandatory standards.

It holds first-class fire ratings in Australasian and International markets, achieving a Group 1 rating in the ‘ISO 9705’ full-scale room fire test. EchoPanel® 12mm has also been awarded the internationally recognised ‘BS EN 13501.1: Classification B - s1, d0’.

¹ Manufacturing tolerances apply
² Visit [wovenimage.com](https://www.wovenimage.com)

ENVIRONMENTAL STORY

Pioneering the war against single-use plastic, EchoPanel® production uses post-consumer recycled PET bottles to create a superior upcycled product with a vast array of interior applications.

Dematerialisation, recycling, upcycling and life cycle management were, and still are, at the foundation of EchoPanel®’s design.



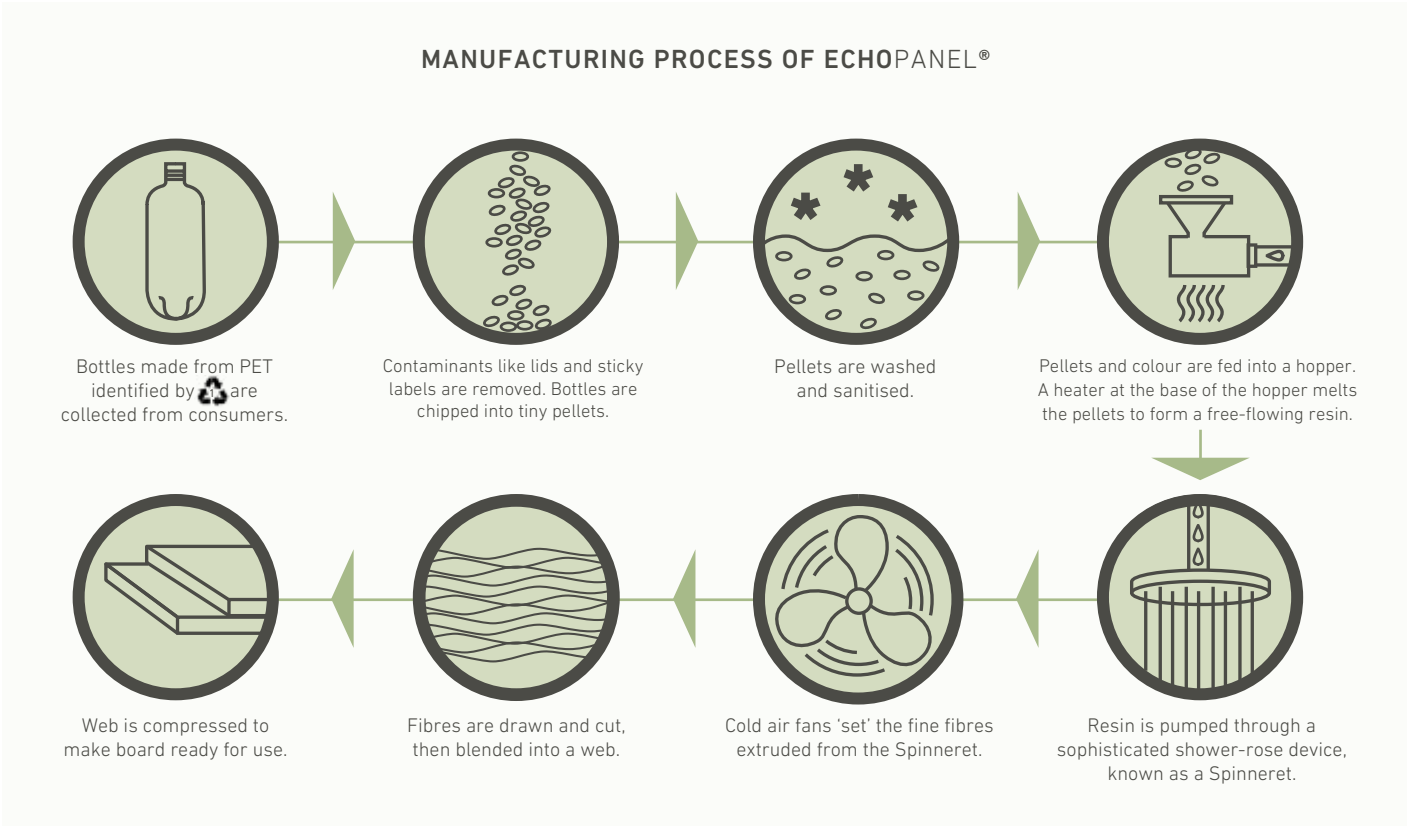
ENVIRONMENTAL CERTIFICATION

EchoPanel® is a Climate Active certified Carbon Neutral Product which achieves Global GreenTag™ certification (Green Rate Level A) with the maximum Product Health Declaration™: Platinum Health for EchoPanel® plain colours³. It is Red List Free and has published ingredient transparency with Declare.

Furthermore, EchoPanel® can secure credits under the following sustainable building rating tools:

- Green Star, as administered by Green Building Council Australia.
- WELL™ Building Standard, International WELL Building Institute.
- Leadership in Energy and Environmental Design (LEED v4.1).

EchoPanel®’s acoustic benefits, along with its extensive colour, design and customisation properties, offers designers the freedom to create stylish, unique and sustainable interior spaces.



³Visit wovenimage.com for further information, or a copy of our full Environmental Product Declaration



COLOUR STORY








































EchoPanel® PARQUET in colour 495, EchoPanel® 12mm in colour 365

EchoPanel® is available in a comprehensive range of neutral, mid tone and vibrant colours. Due to its unique manufacturing process, the colour remains consistent throughout the depth of the panel.


The standard 12mm range includes all 37 colours, with a selection of these colours also available in 24mm thickness.

COLOUR PALETTE

				
500 Off White	101 Frost	442 Grey		
				
908 Cream	454 Mushroom	468 Vanilla	402 Pebble	481 Latte
				
550 Onyx	542 Charcoal	447 Slate	444 Smoke	274 Orchid
				
269 Wine	193 Rouge	484 Cayenne	487 Blush	495 Dusk
				
167 Cinnamon	295 Mandarin	721 Nutmeg	124 Ochre	106 Butter
				
378 Seaweed	349 Vineyard	384 Olive	579 Pistachio	580 Sage
				
330 Ivy	338 Jade	573 Mint	381 Lime Splice	
				
289 Laguna	365 Navy	660 Coronet	633 Pacific	551 Duck Egg

QUICK REFERENCE GUIDE

PANEL DIMENSIONS: 12mm x 2800mm x 1200mm | 0.47" x 110.24" x 47.24"
24mm x 2800mm x 1200mm | 0.94" x 110.24" x 47.24"



*Colour Laguna 289 coming soon



SPECIFICATIONS

PRODUCT	ECHOPANEL® 12mm Plain	ECHOPANEL® 24mm Plain
COMPOSITION	100% PET (80% post-consumer recycled)	100% PET (60% post-consumer recycled)
WEIGHT	8kg	10kg
THICKNESS	12mm (+/- 7%)	24mm (+/- 7%)
PANEL DIMENSIONS	2800mm (+/- 10mm) x 1200mm (+/- 5mm)	2800mm (+/- 10mm) x 1200mm (+/- 5mm)

PERFORMANCE

COLOUR FASTNESS TO LIGHT	ISO 105 B02: Rating 6 - 7	ISO 105 B02: Rating 6 - 7
FIRE TEST	AS 1530.3 BS EN 13501.1: Classification B - s1, d0 ISO 9705: Group 1 BS EN 45545-2 + A1 Annex C: CIT: 0.05 ASTM E84 Unadhered: Class 1 or A GB 8624 B1	BS EN 13501.1: Classification B - s1, d0 ISO 9705: Group 1 BS EN 45545-2 + A1 Annex C: CIT: 0.00 ASTM E84 Unadhered: Class 1 or A
SOUND ABSORPTION	AS ISO 354: 2006 (R2016) AS ISO 11654: 2002 (2016) ASTM C423 - 17 (direct fix results) αw: 0.30 (MH) NRC: 0.45 SAA: 0.43 Class: D	AS ISO 354: 2006 (R2016) (direct fix results) αw: 0.45 (MH) NRC: 0.65 SAA: 0.63 Class: D
FLEXURAL PROPERTIES	ISO 1209 - 1: 2007 @20mm Deflection Direction 1 = 37.3N, Direction 2 = 39.1N	ISO 1209 - 1: 2007 @20mm Deflection Direction 1 = 39.7N, Direction 2 = 39.8N
VOC EMISSIONS	ASTM D5116 - 2017: TVOC Emissions Rate: 0.033mg/m²/hr (24hrs); Formaldehyde Emissions Rate: 0.07mg/m²/hr. CDPH Standard Method v1.2 - 2017 (CA 01350): TVOC Emissions Rate: 0.013mg/m³; Formaldehyde Emissions Rate: <1µg/m³	ASTM D5116: TVOC Emissions Rate: <0.02mg/m²/hr (7 days), and CDPH Standard Method v1.2: TVOC Emissions Rate: <0.054mg/m³; Formaldehyde Emissions Rate: <2µg/m³



PRECISION CUT DESIGNS



ECHOPANEL® ORB



EchoPanel® ORB in colour 495

COLOURS	Full EchoPanel® 12mm & 24mm colour range - see page 6
PANEL DIMENSIONS	2750mm (+/- 2mm) x 1100mm (+/- 2mm) 108.27" (+/-0.08") x 43.31" (+/-0.08")
PANEL THICKNESS	12mm 0.47" 24mm 0.94"

For additional specifications and performance details please visit wovenimage.com

ECHOPANEL® CURRENT



EchoPanel® CURRENT in colour 454

COLOURS	Full EchoPanel® 12mm & 24mm colour range - see page 6
PANEL DIMENSIONS	2750mm (+/- 2mm) x 1100mm (+/- 2mm) 108.27" (+/-0.08") x 43.31" (+/-0.08")
PANEL THICKNESS	12mm 0.47" 24mm 0.94"

For additional specifications and performance details please visit wovenimage.com

ECHOPANEL® MOSAIC



EchoPanel® MOSAIC in colours 573 & 721

COLOURS	Full EchoPanel® 12mm & 24mm colour range - see page 6
PANEL DIMENSIONS	2750mm (+/- 2mm) x 1100mm (+/- 2mm) 108.27" (+/-0.08") x 43.31" (+/-0.08")
PANEL THICKNESS	12mm 0.47" 24mm 0.94"

For additional specifications and performance details please visit wovenimage.com

ECHOPANEL® PARQUET



EchoPanel® PARQUET in colour 495

COLOURS	Full EchoPanel® 12mm & 24mm colour range - see page 6
PANEL DIMENSIONS	2750mm (+/- 2mm) x 1100mm (+/- 2mm) 108.27" (+/-0.08") x 43.31" (+/-0.08")
PANEL THICKNESS	12mm 0.47" 24mm 0.94"

For additional specifications and performance details please visit wovenimage.com

ECHOPANEL® ISLE



EchoPanel® ISLE in colour 106

COLOURS	Full EchoPanel® 12mm & 24mm colour range - see page 6
PANEL DIMENSIONS	2750mm (+/- 2mm) x 1100mm (+/- 2mm) 108.27" (+/-0.08") x 43.31" (+/-0.08")
PANEL THICKNESS	12mm 0.47" 24mm 0.94"

For additional specifications and performance details please visit wovenimage.com

ECHOPANEL® ALIGN



EchoPanel® ALIGN in colour 349

COLOURS	Full EchoPanel® 12mm & 24mm colour range - see page 6
PANEL DIMENSIONS	2750mm (+/- 2mm) x 1180mm (+/- 2mm) 108.27" (+/-0.08") x 46.46" (+/-0.08")
PANEL THICKNESS	12mm 0.47" 24mm 0.94"

For additional specifications and performance details please visit wovenimage.com

ECHOPANEL® OHM



EchoPanel® OHM in colour 454

COLOURS	Full EchoPanel® 12mm & 24mm colour range - see page 6
PANEL DIMENSIONS	2750mm (+/- 2mm) x 1180mm (+/- 2mm) 108.27" (+/-0.08") x 46.46" (+/-0.08")
PANEL THICKNESS	12mm 0.47" 24mm 0.94"

For additional specifications and performance details please visit [wovenimage.com](https://www.wovenimage.com)

ECHOPANEL® PALACE



EchoPanel® PALACE in colour 349

COLOURS	Full EchoPanel® 12mm & 24mm colour range - see page 6
PANEL DIMENSIONS	2750mm (+/- 2mm) x 1180mm (+/- 2mm) 108.27" (+/-0.08") x 46.46" (+/-0.08")
PANEL THICKNESS	12mm 0.47" 24mm 0.94"

For additional specifications and performance details please visit [wovenimage.com](https://www.wovenimage.com)

ECHOPANEL® EMPIRE



EchoPanel® EMPIRE in colour 365

COLOURS	Full EchoPanel® 12mm & 24mm colour range - see page 6
PANEL DIMENSIONS	2750mm (+/- 2mm) x 1180mm (+/- 2mm) 108.27" (+/-0.08") x 46.46" (+/-0.08")
PANEL THICKNESS	12mm 0.47" 24mm 0.94"

For additional specifications and performance details please visit wovenimage.com

ECHOPANEL® LATITUDE



EchoPanel® LATITUDE in colour 384

COLOURS	Full EchoPanel® 12mm & 24mm colour range - see page 6
PANEL DIMENSIONS	2750mm (+/- 2mm) x 1180mm (+/- 2mm) 108.27" (+/-0.08") x 46.46" (+/-0.08")
PPANEL THICKNESS	12mm 0.47" 24mm 0.94"

For additional specifications and performance details please visit wovenimage.com

ECHOPANEL® LONGITUDE



EchoPanel® LONGITUDE in colour 447

COLOURS	Full EchoPanel® 12mm & 24mm colour range - see page 6
PANEL DIMENSIONS	2750mm (+/- 2mm) x 1180mm (+/- 2mm) 108.27" (+/-0.08") x 46.46" (+/-0.08")
PANEL THICKNESS	12mm 0.47" 24mm 0.94"

For additional specifications and performance details please visit wovenimage.com

ECHOPANEL® MERIDIAN



EchoPanel® MERIDIAN in colours 454 and 580, pinboard in EchoPanel® 12mm 167

COLOURS	Full EchoPanel® 12mm & 24mm colour range - see page 6
PANEL DIMENSIONS	2750mm (+/- 2mm) x 1180mm (+/- 2mm) 108.27" (+/-0.08") x 46.46" (+/-0.08")
PANEL THICKNESS	12mm 0.47" 24mm 0.94"

For additional specifications and performance details please visit wovenimage.com

PRODUCT PORTFOLIO



ECHOPANEL® ARRAY



EchoPanel® 12mm in colour 468 **Project:** Flinders University **Designer:** Architectus **Photographer:** Shannon McGrath

EchoPanel® Array is an acoustic ceiling baffle solution utilising 24mm (0.94") EchoPanel®, with streamlined hardware engineered for easy installation, and scalable for both small and large applications.

Woven Image have developed Array to require up to 60% less hardware compared to most other baffle solutions on the market. Array baffles can be directly fixed to ceilings or suspended. It is available to be used in both horizontal and vertical applications, allowing for a seamless finish from ceiling to wall.

Choose from beautifully crafted baffles from the extensive EchoPanel® colour palette, or work with us to create your own unique designs. Baffle and ceiling hardware dimensions will vary depending on project requirements. Exact quantities, measurements and drawings will be provided upon project specification.

For additional specifications and performance details please visit wovenimage.com



ECHOPANEL® 24mm in colours 384, 468 & 580 & ECHOPANEL® 12mm in colours 167, 269 & 468
Project: University of Adelaide | **Designer:** Architectus | **Photography:** Aaron Citti

Ceiling hardware:



ARRAY RAIL
2.5m long aluminium rail that holds Array baffles in place. In white or black powder coat.



SNAP COVERS
2.5m long aluminium profile, cut to size and snapped into the underside of Array rails to create spacing between Array baffles.



END CAPS
Screwed onto the end of a rail for a clean finish. (Tek screws included)

Additional hardware:



JOINER PLATE
To connect multiple rail runs for larger ceiling applications (Tek screws included).



SUSPENSION KIT
To suspend Array baffles, rails and Fuji tiles from ceiling.



ION DUET



ION DUET in colours 274, 447 & 580

Delivers a stunning embossed texture on both sides, ideal for space dividing, privacy screening, workstation screens and operable wall applications.

COLOURS	Available in 20 colours from the EchoPanel® range - see page 6
PANEL DIMENSIONS	2700mm (+/-3mm) x 1120mm (+/-3mm) 106.3" (+/-0.12") x 44.09" (+/-0.12")
PANEL THICKNESS	12mm (+/-10%) 0.47" (+/-10%)

For additional specifications and performance details please visit [wovenimage.com](https://www.wovenimage.com)

PENDENTS & SCREENS



EchoPanel® SUMMIT pendants in colours 442 and 365

EchoPanel® Space Dividers allow designers to stylishly define areas within open-plan spaces, whilst delivering privacy and acoustic control. The range includes ceiling-suspended pendants and free-standing space dividers.



EchoPanel® PALING space divider in colour 542 with cream pivot joiners

For additional specifications and performance details please visit [wovenimage.com](https://www.wovenimage.com)

BALANCE ACOUSTIC TILES



BALANCE 1340 tiles in colour 330

Balance acoustic tiles are made using 24mm EchoPanel® for enhanced sound absorption performance. Available in 2 styles; Balance 670 and Balance 1340, they are designed with a classic cut chamfer on all edges to create a seamless shadow-filled join between tiles. Both styles can be easily installed horizontally or vertically, on walls to configure your own unique design.



BALANCE 1340 tiles in colour 454 and BALANCE 670 tiles in colour 384

For additional specifications and performance details please visit [wovenimage.com](https://www.wovenimage.com)

ECHOPANEL® ADAPT



EchoPanel® ADAPT CLASSIC
screen in colour 454 with
cream desk clamps

EchoPanel® Adapt workstation screens are available in two different sizes (Adapt Classic: 1790mm x 780mm and Adapt Social: 1790mm x 544mm). They are pinnable, provide privacy and assist in reducing reverberated noise in work spaces. Choose from 3 colours in the EchoPanel® 24mm range.

They are easy to install using our unique desk clamps which are available in charcoal (542) and cream (908) colours.



EchoPanel® ADAPT SOCIAL in colour 542 with charcoal desk clamps

For additional specifications and performance details please visit [wovenimage.com](https://www.wovenimage.com)

PRINT DESIGNS

Shown here are a small selection of our printed EchoPanel® designs, each available in 20 colours to complement the EchoPanel® colour palette. These can be printed single or double-sided, making them suitable for walls, ceilings and partitions.

Woven Image has a long history of working with global design and manufacturing clients to deliver unique customised prints. Contact us to discuss your project requirements.




Otto Frequency Trapeze Trio Astro Kaleidoscope

Michael Journey COLLECTION



Cloudy Fluid Mineral



EchoPanel® TRAPEZE print in colour 365

For additional specifications and performance details please visit [wovenimage.com](https://www.wovenimage.com)



WOVEN
IMAGE®
SAINT-GOBAIN